

GLOBAL SALES NETWORK



XF Series

5.0/6.0/7.0t Diesel / LPG



CE CERTIFICATE



ISO14001: 2004



ISO9001: 2008

HANGCHA GROUP CO., LTD.
(Zhejiang Hangcha Imp. & Exp.Co.,Ltd.)

www.hcforklift.com

Add:398 Shi Qiao Road, Hangzhou Zhejiang province, China(310022)

Factory site:No.88,Donghuan Rd., Economic Development Zone Lin'an, Zhejiang, China(311305)

Tel: +86-571-88926755

Fax: +86-571-88926789 88132890

E-mail: sales@hcforklift.com

HANGCHA GROUP CO., LTD. Reserves the right to make any changes without notice concerning colors, equipment, or specifications detailed in this brochure, or to discontinue individual models. The colors of trucks, delivered may differ slightly from those in brochures.

2014 VERSION 2/COPYRIGHT 2014/06

HANGCHA GROUP CO., LTD.



Comfortable operation

In developing the new XF 5-7t series, comfort and easy operation is always considered, for example, improved vibrating levels, compound engine damper and full floating seat and cabin are applied. Comfortable also contribute to increased productivity.

- ① The extra foot space is provided to reduce operator fatigue significantly. The new wide-open, non-slip step makes getting in and out easy and safe.

The optional Electro-hydraulic proportional control system contributes more sensitive and precise load handling. The easy-to-operate levers provide total load handling operation. An armrest is provided to reduce fatigue.

- ② In addition to the soft landing system, the soft lifting system is adopted (front lifting cylinders of triplex mast and full free duplex mast), as a result, the noise and shock of the mast significantly decreases.
- ③ The new design mast provides broad forward visibility due to the distance between inside mast is increase 60mm.
- ④ The patent plated-fin type aluminum radiator is applied, the heat exchanging is approved, and improves the capability for operation in severe environment.
- ⑤ There're four levels shock absorption applied to reduced the vibration from the road to the driver. The damping pad is applied reduce the vibration, like between the steering axle and the chassis, the engine, torque converter and the chassis, the overhead guard and the chassis. And the suspension seat is another vibration reduction.

- ⑥ The new, relocated easy-to-see LCD meter lets the operator check on all aspects of operational status at a glance.
- ⑦ The new automobile-style light/turn-signal lever and forward-reverse lever are ergonomically designed and arranged to improve comfort and productivity.
- ⑧ The small diameter steering wheel with tilt adjustment provides the ideal operating position. The superior responsiveness of the steering wheel optimizes maneuverability even in narrow spaces.
- ⑨ Only 90N parking brake force is required.
- ⑩ The automobile-style suspended pedals provide more ergonomic operation.



Environmental Friendliness

Environmentally friendly material, low exhaust emission, and low noise level, all these are considered at the beginning of the product development.

- 11 Special developed engine is applied for optimum balance of power and superior environmental performance. All diesel engines are in compliance with EU stage-III control regulation.

The environment friendly materials, such as non-asbestos brake shoe and new type sealing gasket, are adopted entirely to meet environmental safety. And the noise level is reduced 3dB too.



The applied optimized exhaust muffler, intake muffler and the noise shield technologies are reduced 3dB at the driver's ear noise level.



Productivity

Thanks to the series technological innovations, the efficiency of the truck is improved, the energy consumption is reduced.

The new patent dynamic load sensing hydraulic steering system contributes to reduce loss of hydraulic, improve energy consumption and increase 15% lifting speed.

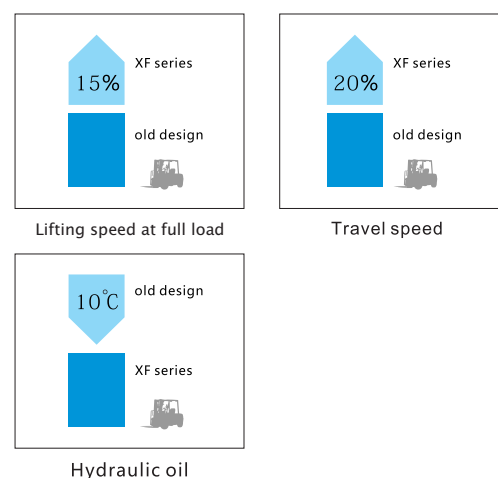
- 12 The new efficiency LED lighting system and new type reflector reduce energy consumption, improve illumination performance and prolong working life.

By optimizing transmission design, the power train provides higher efficiency, and the Max. driving speed is increased 20%.

Reliability

By focusing on enhancing reliability, reducing downtime, the XF series is able to make the greater productivity for customer.

- 13 High strength chassis, mast and front/rear axle are to make sure the reliability of the truck, even for high strength application.
- 14 All the controllers, relays, and safety fuses are allocated in the controller box, free to water and dust. The main electronic components are waterproof, which is capable operator in severe environment. And the famous brand air-filter is also applied in the truck.



- 15 Brake oil and steering oil are separated, non-interference in each other, using dynamic load sensing steering system, more energy efficient.

- 16 The new stamped air cleaner featuring tangential intake, double seal with safety filter is durable, corrosion-free and vibration-resistant, provides better filter efficiency and lower intake resistance than the previous.




Safety

A wide range of technologies are applied to ensure absolute safety for both the operator and those in the surrounding.

- 17 There's an energy accumulator applied in the braking system, which means when the engine is shut down, it can also provide more than 4 times emergency brake.

- 18 The locking device of the engine hood damper and parking brake help add to safety.



Easy maintenance

Careful design facilitates inspection and servicing. Easy maintenance reduces the amount of downtime and helps to reduce cost also.

- 19 The rotating LPG bottle holder is easy to replace the bottle, reduces the downtime.
- 16 The location of the air-filter is easy to reach, and it's very easy to replace the filter.

All the locations of the engine oil level dipstick, filter of hydraulic, water separator are easy to reach, and very easy for engineer to check.

There's gas spring support for the front cover of radiator, and it can auto-open when the rear cover of radiator is opened.



- 20 The seat sensor system incorporates lifting/tilting and traveling locking function. When the operator leaves the seat, the system automatically locks lifting/tilting and disables traveling to ensure safety.

- 21 A throttling device is adopted to avoid the mast being out of control even some pipes are broken.



Standards

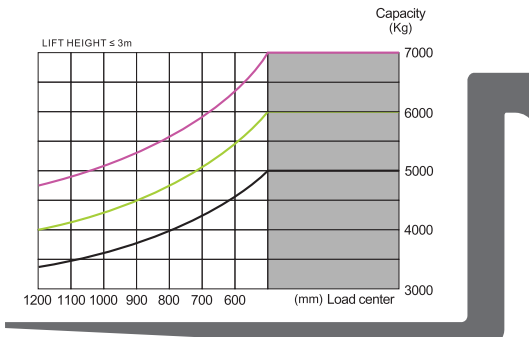
Transmission	Steering	Chassiss	Control	Hydraulic
Suspension transmission Oil filter Dipstick Oil cooler Non-asbestos bake	Full hydraulic power steering Smaller diameter steering wheel Adjuster of steering wheel	Skidproof pedal Rubber pedal Engine hood spring	Power steering Suspension pedal Integrated combination switch Parking brake	Dynamic load sending control valve Hydraulic oil filter Tilt cylinder self-lock valve Hydraulic oil dipstick Accumulator

Truck	Power	Electronics	Mast
Traction device Hand grip Standard seat Standard overhead guard Waterproof cover on the guard Back view mirror Pneumatic tyres Toolbox	Big capacity aluminum radiator Whirlwind air cleaner Safety filter High-efficient intake muffler High-efficient exhaust muffler Middle-positioned exhaust system	High-efficient front lights High-efficient LED rear lights Service-free start battery Combination controller LCD display Neutral switch Hour meter Fuel gauge Water temperature gauge	Pre-heat indicator Charging indicator Engine fuel pressure warning Oil temperature Horn Reversing buzzer Air-filter with jam sensor Emergency power off
			Standard wide view duplex mast Standard forks Standard fork carriage Standard load back rest Mast speed limiting valve Load safety valve Mast down buffer device Mast up buffer device Side roller

Options

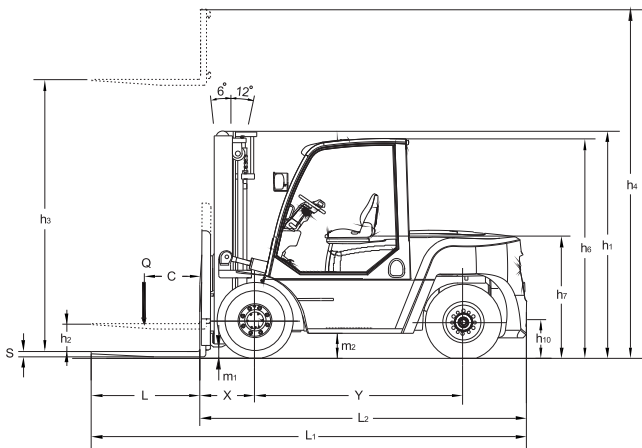
Truck	Transmission	Power	Hydraulic	Electronics	Mast
Cabin Cabin heater Front window Super elastic tyre Non-mark tyre(white/green) Suspension seat Extinguisher Special given color Boot for tilt cylinder Counter weight net Seat sensor system	Japanese drum brake Wet brake	Upright exhaust system Air pre-cleaner Net cover of radiator Spark arrester Purified exhaust system Fan protector	Auxiliary hydraulic valve Eleectro-hydraulic Proportional control system	OBD Front working light Rear working light Warning lamp	Duplex wide view free-lift mast Triplex wide view free-lift mast Special forks Wider fork carriage Wider load back rest

LOAD CHART

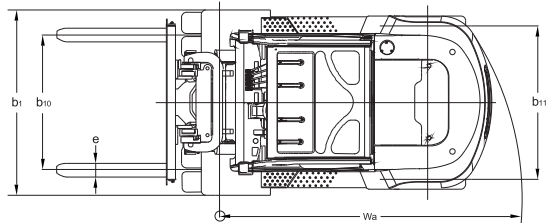


Optional attachments

Paper roll clamp Rotating bale clamp Load stabilizer Multi-drum clamp Bale clamp Drum clamp Dumping clamp Crane arm String Pole	Sideshifter Rotating forks Fork extensioener Load release device Carton clamp Push-pull device Bucket Hook Lengthened fork
---	--



DIMENSIONS



XF series 5.0-7.0t forklift specification:

Characteristics			CPCD50-XW38	CPCD60-XW38	CPCD70-XW38	CPCD50-XW46	CPCD60-XW46	CPCD70-XW46	CPYD50-XW57	CPYD60-XW57	CPYD70-XW57		
	1.1	Manufacturer	HANGCHA										
	1.2	Manufacture's type designation	XF										
	1.3	Drive	Diesel						LPG				
	1.4	Operator type	Seat										
	1.5	Load capacity	Q(kg)	5000	6000	7000	5000	6000	7000	5000	6000	7000	
	1.6	Load centre distance	c(mm)	600									
	1.8	Load distance,centre of drive axle to fork	x(mm)	598.5	598.5	603.5	598.5	598.5	603.5	598.5	598.5	603.5	
	1.9	Wheelbase	y(mm)	2300									
	Weights	2.1	Service weight	kg	7950	8480	9250	7950	8480	9250	7950	8480	9250
2.2		Axle loading,laden front/rear	kg	11270/1680	12770/1710	14600/1650	11270/1680	12770/1710	14600/1650	11270/1680	12770/1710	14600/1650	
2.3		Axle loading,unladen front/rear	kg	3850/4100	3730/4750	3680/5570	3850/4100	3730/4750	3680/5570	3850/4100	3730/4750	3680/5570	
Wheels&Types	3.1	Tyres	Pneumatic										
	3.2	Tyre size,front	8.25-15-14PR										
	3.3	Tyre size,rear	8.25-15-14PR										
	3.5	Wheels,number front rear(x=driven wheels)	4X/2										
	3.6	Tread,front	b10(mm)	1489									
	3.7	Tread,rear	b11(mm)	1700									
	Dimensions	4.1	Tilt of mast	Grad	6/12								
4.2		Height,mast lowered	h1(mm)	2500									
4.3		Free lift	h2(mm)	160									
4.4		Lift	h3(mm)	3000									
4.5		Height,mast extended	h4(mm)	4420									
4.7		Height of overhead guard	h6(mm)	2430									
4.8		Seat height	h7(mm)	1350									
4.12		Coupling height	h10(mm)	430									
4.19		Overall length	l1(mm)	4699	4729	4804	4699	4729	4804	4699	4729	4804	
4.20		Length to face of forks	l2(mm)	3499	3529	3604	3499	3529	3604	3499	3529	3604	
4.21		Overall width	b1(mm)	2050									
4.22		Fork dimensions	s/e/l(mm)	60×150×1200		65×150×1200	60×150×1200		65×150×1200	60×150×1200		65×150×1200	
4.23		Fork carriage DIN15173,class/type A,B	IV A										
4.24		Fork-carriage width	b3(mm)	1700									
4.31		Ground clearance,laden,below mast	m1(mm)	190									
4.32		Ground clearance,centre of wheelbase	m2(mm)	270									
4.33		Aisle width for pallets 1000X1200 wide *	Ast(mm)	5030	5080	5150	5030	5080	5150	5030	5080	5150	
4.34		Aisle width for pallets 1000X1200 long *	Ast(mm)	5230	5280	5350	5230	5280	5350	5230	5280	5350	
4.35	Turning radius	Wa(mm)	3230	3280	3350	3230	3280	3350	3230	3280	3350		
4.36	Internal turning radius	b13(mm)	1222										
Performance	5.1	Travel speed,unladen	km/h	29	29	29	29	29	29	31	31	31	
	5.2	Lift speed,laden	mm/s	488	488	420	488	488	420	510	510	440	
	5.3	Lowering speed,laden	mm/s	480									
	5.5	Drawbar pull,laden/unden	N	65000/25440	65000/26720	65000/27500	65000/25440	65000/26720	65000/27500	65000/25440	65000/26720	65000/27500	
	5.7	Gradeability,laden	%	48	43	36	48	43	36	48	43	36	
	5.8	Service brake		Hydraulic									
Engine	7.1	Engine manufacturer/type	Cummins QSB3.3-C99				Cummins QSB3.3 100			GM4.3L			
			Stage III A				Stage III B						
	7.2	Engine power acc.to ISO 1585	kW	74				75			74		
	7.3	Rated speed	rpm	2200				2200			2300		
7.4	No.of cylinders/displacement	cm3	4/3300				4/3300			V6/4300			
Other	8.2	Operating pressure for attachments	bar	195									
	8.3	Oil volume for attachments		120									
	8.4	Towing coupling,type DIN		Pin									

* aisle width calculation based on VDI 2198

5.0-7.0t XF series mast: (pneumatic)

Type	Model	Max. fork height	Overall height			Free lift		Load distance, centre of drive axle to fork	Tilt range	Capacity		
			Lowered	Extended		Without backrest	With backrest			Load capacity at 600 mm		
				Without backrest	With backrest					Double tire		
										5T	6T	7T
		mm	mm	mm	mm	mm	mm	(°)	kg	kg	kg	
Wide view mast	X50/70M250	2500	2250	3495/3667	3907	160	160	598.5/603.5	6/12	5000	6000	7000
	X50/70M270	2700	2350	3695/3867	4107	160	160	598.5/603.5	6/12	5000	6000	7000
	X50/70M300	3000	2500	3995/4167	4407	160	160	598.5/603.5	6/12	5000	6000	7000
	X50/70M330	3300	2650	4295/4467	4707	160	160	598.5/603.5	6/12	5000	6000	7000
	X50/70M360	3600	2800	4595/4767	5007	160	160	598.5/603.5	6/12	5000	6000	7000
	X50/70M400	4000	3000	4995/5167	5407	160	160	598.5/603.5	6/12	5000	6000	7000
	X50/70M430	4300	3200	5300/5467	5707	160	160	598.5/603.5	6/6	5000	6000	7000
	X50/70M450	4500	3300	5500/5667	5907	160	160	598.5/603.5	6/6	5000	6000	7000
	X50/70M480	4800	3450	5800/5967	6207	160	160	598.5/603.5	6/6	5000	6000	7000
	X50/70M500	5000	3550	6000/6167	6407	160	160	598.5/603.5	6/6	5000	6000	7000
	X50/70M550	5500	3850	6550/6667	6907	160	160	598.5/603.5	3/6	4750	5700	6600
	X50/70M600	6000	4100	7050/7167	7407	160	160	598.5/603.5	3/6	4450	5400	6400
Wide view full free Duplex mast	X50/70U250	2500	2185	3455/3615	3637	1230/1070	1048	625.5/631.5	6/12	5000	6000	7000
	X50/70U270	2700	2300	3655/3815	3837	1345/1185	1163	625.5/631.5	6/12	5000	6000	7000
	X50/70U300	3000	2450	3955/4115	4137	1495/1335	1313	625.5/631.5	6/12	5000	6000	7000
	X50/70U330	3300	2600	4255/4415	4437	1645/1485	1463	625.5/631.5	6/12	5000	6000	7000
	X50/70U360	3600	2750	4555/4715	4737	1795/1635	1613	625.5/631.5	6/12	5000	6000	7000
X50/70U400	4000	2950	4955/5115	5137	1995/1835	1813	625.5/631.5	6/12	5000	6000	7000	
Wide view full free Triplex mast	X50/70N450	4500	2725	5735	5907	1500	1328	667/672	6/6	4500	5600	6400
	X50/70N480	4800	2825	6035	6207	1600	1428	667/672	6/6	4500	5600	6300
	X50/70N500	5000	2875	6213	6407	1672	1478	667/672	6/6	4500	5500	6300
	X50/70N550	5500	3075	6785	6907	1800	1678	667/672	3/6	4200	5200	6100
	X50/70N600	6000	3225	7235	7407	2000	1828	667/672	3/6	4000	5000	5500
	X50/70N700	7000	3675	8385	8407	2300	2278	667/672	3/6	2900	3300	3800